

KENWOOD

Listen to the Future



TK-2170/3170

Compact VHF/UHF FM Portable Radios

FleetSync[®]
by KENWOOD

GENERAL FEATURES

- 5 W (136-174 MHz) Models
- 4 W (450-490, 400-430 MHz) Models
- Conventional Zones
- 128 Channels / 128 Zones¹
- Single Priority Scan
- Single & Multi-Zone Scan
- List Scan
- 8 Character Alphanumeric Aliases
- Backlit LCD
- Function / Status LCD Icons
- Transmit / Busy / Call Alert / Warn LED
- 4 Front Panel PF keys
- 3 Side PF Keys
- Orange Emergency / AUX Key
- 12-Key DTMF / PF Keypad Models²
- 500 mW Audio Power
- Enhanced Kenwood Audio
- Companded Audio
- VOX Ready
- Voice Inversion Scrambler Built-in
- Encryption / ANI Board Control
- Easy Option Port (20-Pin)
- Emergency Call Features
- Emergency Man-Down Option
- QT / DQT
- Two-Tone Decode³
- Single / Two-Tone Encode³

- Operator Selectable Tone³
- DTMF Encode / Decode⁴
- Special Alert Tone Pattern⁵
- Call Key⁶
- Time Out Timer
- Busy Channel Lockout
- LCD Battery Status Indicator
- Low Battery Alert
- Battery Saver
- Weather-sealed ACC Connector
- Speaker Mic Options
- Windows[®] Programming & Tuning⁷
- Windows[®] Firmware Uploading⁷
- Field Programming & Tuning
- Cloning
- MIL-STD-810 C/D/E/F
- MIL-STD "Driven-Rain"
- IP-54/55 Water & Dust Intrusion
- Intrinsically Safe Option





FleetSync[®]

- PTT ID Digital ANI
- Selective Call & Group Call⁸
- Status Messaging⁸
- Emergency Status
- Caller ID Display⁸
- Short Text Messages⁸
- PC Serial Interface



Keypad model also available.

Options

<ul style="list-style-type: none"> ■ KNB-25A Ni-Cd Battery Pack (1,200mAh) ■ KNB-26N Ni-MH Battery Pack (2,000mAh) ■ KNB-35L Li-ion Battery Pack (7.4V/1950mAh) ■ KNB-40LC Li-ion Battery Pack (7.4V/1950mAh) I.S. ■ KBP-5 Battery Case ■ KSC-25 Rapid Charger ■ KSC-30 Charger for KNB-25A and KNB-26N 	<ul style="list-style-type: none"> ■ KRA-22 VHF Low Profile Helical Antenna ■ KRA-23 UHF Low Profile Helical Antenna ■ KRA-26 VHF Helical Antenna ■ KRA-27 UHF Whip Antenna ■ KMC-17 Speaker Microphone 	<ul style="list-style-type: none"> ■ KMC-21 Speaker Microphone ■ KEP-2 Earphone Cord Kit for KMC-17 ■ KHS-1 Head Set with VOX/PTT ■ KHS-22 Head Set ■ KVC-3 Regular Rate Vehicular Charger Adapter (for KSC-30) ■ KVC-4 Rapid Rate Vehicular Charger Adapter (for KSC-25) 	<ul style="list-style-type: none"> ■ KHS-7A Lightweight Single Muff Headset ■ KHS-8BL 2-wire Palm Mic with Earphone (Black) ■ KHS-9BL 3-wire Lapel Mic with Earphone (Black) ■ KLH-138 Leather Case w/Swivel Belt Loop ■ KLH-139 - for DTMF Model Leather Case w/Swivel Belt Loop ■ KBH-12 Belt Clip 
---	---	--	--

All accessories and options may not be available in all markets. Contact an authorized Kenwood dealer for details and complete list of all accessories and options.

Specifications

Model	TK-2170	TK-3170
GENERAL		
Frequency Range		
Type 1	136-174 MHz	450-490 MHz
Type 3	—	400-430 MHz
Number of Channels		
Zone	Max. 128 per Radio	
Conv. Ch	Max. 128 per Zone	
Channel Spacing		
Wide/Narrow	25, 30 kHz/12.5, 15 kHz	25 kHz/12.5 kHz
Battery Voltage	7.5V DC±20%	
Battery Life (5-5-90 duty cycle, during hi-power, battery saver off)		
with KNB-25A (1200mAh)	Approx. 8 hours	
with KNB-26N (2000mAh)	Approx. 12 hours	
with KNB-35L (1950mAh)	Approx. 11 hours	
Operating Temperature Range*	-22°F ~ +140°F (-30°C ~ +60°C)	
Frequency Stability	±2.5ppm (-22°F ~ +140°F)	
Antenna Impedance	50 Ω	
Channel Frequency Spread		
Type 1	38 MHz	40 MHz
Type 3	—	30 MHz
Dimensions (W x H x D), Projections not included		
Radio Only	2-7/32 x 4-5/16 x 5/8 in. (56 x 109 x 16.6 mm)	
with KNB-35L	2-7/32 x 4-5/16 x 1-1/4 in. (56 x 109 x 31.7 mm)	
with KNB-25A/26N	2-7/32 x 4-5/16 x 1-1/2 in. (56 x 109 x 37.9 mm)	
Weight (net)		
Radio Only	7.2 oz. (205 g) (includes supplied accessories)	
with KNB-25A	14.6 oz. (415 g) [with antenna (KRA-22/23) and belt clip (KBH-12)]	
with KNB-26N	16.0 oz. (455 g) [with antenna (KRA-22/23) and belt clip (KBH-12)]	
with KNB-35L	12.0 oz. (340 g) [with antenna (KRA-22/23) and belt clip (KBH-12)]	
FCC ID		
Type 1	ALH34703110	ALH34713110
Type 3	—	ALH34713130
IC Certification		
Type 1	282D-34703110	282D-34713110
Type 3	—	282D-34713130

*+14°F ~ +140°F (-10°C ~ +60°C) when KNB-26N/35L in use

Model	TK-2170	TK-3170
RECEIVER (Measurements made per TIA/EIA-603)		
Sensitivity (12dB SINAD)		
Wide	0.25 μV	
Narrow	0.28 μV	
Selectivity		
Wide	70 dB	
Narrow	65 dB	
Intermodulation Distortion		
Wide	65 dB	
Narrow	60 dB	
Spurious Response	65 dB	
Audio Output (4 Ω Impedance)	500 mW with less than 5% distortion	
TRANSMITTER (Measurements made per TIA/EIA-603)		
RF Output Power		
High	5 W	4 W
Low	1 W	1 W
Spurious Response	70 dB	
Type of Emission		
Wide	16K0F3E	
Narrow	11K0F3E	
FM HUM & Noise		
Wide	45 dB	
Narrow	43 dB	
Audio Distortion	Less than 5%	

Kenwood follows a policy of continuous advancement in development. For this reason specifications may be changed without notice. FleetSync® is a registered trademark of Kenwood Corporation in the United States and/or other countries. All other trademarks are property of their respective owners.

Applicable MIL-STD & IP

Standard	MIL 810C Methods/Procedures	MIL 810D Methods/Procedures	MIL 810E Methods/Procedures	MIL 810F Methods/Procedures
Low Pressure	500.1/Procedure I	500.2/Procedure I, II	500.3/Procedure I, II	500.4/Procedure I, II
High Temperature	501.1/Procedure I, II	501.2/Procedure I, II	501.3/Procedure I, II	501.4/Procedure I, II
Low Temperature	502.1/Procedure I	502.2/Procedure I, II	502.3/Procedure I, II	502.4/Procedure I, II
Temperature Shock	503.1/Procedure I	503.2/Procedure I	503.3/Procedure I	503.4/Procedure I, II
Solar Radiation	505.1/Procedure I	505.2/Procedure I	505.3/Procedure I	505.4/Procedure I
Rain	506.1/Procedure I, II	506.2/Procedure I, II	506.3/Procedure I, II	506.4/Procedure I, III
Humidity	507.1/Procedure I, II	507.2/Procedure II, III	507.3/Procedure II, III	507.4
Salt Fog	509.1/Procedure I	509.2/Procedure I	509.3/Procedure I	509.4
Dust	510.1/Procedure I	510.2/Procedure I	510.3/Procedure I	510.4/Procedure I, III
Vibration	514.2/Procedure VIII, X	514.3/Procedure I	514.4/Procedure I	514.5/Procedure I
Shock	516.2/Procedure I, II, V	516.3/Procedure I, IV	516.4/Procedure I, IV	516.5/Procedure I, IV
International Protection Standard				
Dust & Water Protection	IP54/55			

*To meet MIL 810 and IP grade, the 2-pin connector cover has to be connected.

KENWOOD

Kenwood U.S.A. Corporation
Communications Sector Headquarters

3975 Johns Creek Court, Suite 300, Suwanee, GA 30024-1265

Order Administration/Distribution

P.O. BOX 22745, 2201 East Dominguez St., Long Beach, CA 90801-5745

Kenwood Electronics Canada Inc.
Canadian Headquarters and Distribution
6070 Kestrel Road, Mississauga, Ontario, Canada L5T 1S8

Footnotes from front:

- Conventional Zones: 128 Channels /128 Zones max. per radio; 128 CH max. per Zone.
- Keypad models only.
- Two-Tone Decode (3 sets x 2 pairs each); Single / Two-Tone Encode (10 tones), Operator Selectable Tone (40 QT.DQT code pairs).
- DTMF Encode: PTT ID, Emergency ANI, Auto-Dial (16 numbers); Manual Encode (Keypad models), DTMF Decode: Code Squelch (3-10 digit), Selective Call (9-digit with status) Group Codes A, B, C, D & Wild Card characters) and radio Stun.
- Special Alert Tone Patterns operate for 2-Tone, DTMF, FleetSync® selective call decode.
- Call Key 1 & 2: operates for 2-Tone, DTMF and FleetSync® status encode.
- KPG-101D required: Windows®98/ NT/ 2000/ Me/XP compatible; English/Spanish screen languages.
- ID List capacity is 100 ID's; Short Text Messages are radio stored & LCD displayed; Status Message List capacity is 50.



ISO9001 Registered
Communications Equipment Division
Kenwood Corporation
ISO9001 certification

ADS#36905 Printed in USA